



YachtCoatings

ANCHORGUARD

TECHNICAL DATA SHEET

Product description

Mono-component anchoring primer for fiberglass. It enhances antifouling and new mono-component products anchoring over new gealcoat, degreased and cleaned to remove wax and other greasy substances applied for an easier detachment of fiberglass from the mould. Before applying this product, surface preparation is required.

Product information

Finish	Matt		
Colour	Pink .027		
Solids (by volume)	ASTM D2369		18 ± 2%
Specific gravity	UNI EN ISO 2811-1		1,19 ÷ 1,23 g/cm ³
Flash point	UNI EN ISO 13736		6 °C
VOC (calculated average content)	ISO 11890-2/2006		680 g/l
Packaging	0,75 – 2,5 Lt		



YachtCoatings

ANCHORGUARD



TECHNICAL DATA SHEET

Application and use

SURFACE PREPARATION

Fiberglass: Degrease the surface to be treated with a specific solvent or detergent. Pressure wash with fresh water and remove any trace of oil and grease. All surfaces to be painted must be clean, dry and with no contaminants. Sand down with P180 – P220 abrasive paper and apply the primer on the treated surface. Before applying Anchorguard, blow with fresh and clean air in order to remove any sanding or dirt residual.

Application data

Thinner/Tool cleaning		693 –Only for tools cleaning
Application methods		
Dry film thickness per coat	Standard application range	10 – 20 µm
	Recommended	15 µm
Wet film thickness per coat	Standard application range	50 – 110 µm
	Recommended	80 µm
Theoretical coverage	At the recommended thickness	15 m ² /l

NB: Be careful: an excessive thickness may result in detachments





YachtCoatings

ANCHORGUARD

TECHNICAL DATA SHEET

Drying time

Temperature °C			10		15		20		30	
			Min	Max	Min	Max	Min	Max	Min	Max
Coverage	Mono-component products		8 h	24 h	8 h	12 h	4 h	6 h	2 h	4 h
	AF		6 h	24 h	6 h	12 h	4 h	6 h	2 h	4 h
Complete drying			72 h		48 h		24 h		18 h	

CONDITIONS DURING APPLICATION

To avoid the formation of condensation, the temperature of the surface should be at least 3°C above dew point. During application and curing, the min. ambient temperature must not be lower than 10°C or higher than 30°; substrate temperature must not be lower than 5°C. since curing is remarkably reduced at lower temperatures. Application is not advisable when relative humidity exceeds 80%. The term-hygrometric survey should be carried out near the surface to be coated. Make sure there is enough ventilation when the application takes place in closed areas.

Storage

It is recommended to avoid exposure to air and extreme temperatures. To maximize the shelf life in the can, it is worth checking that the container is well closed during the storage and the temperature is between 10 °C and 35 °C. Avoid exposure to direct sunlight.



YachtCoatings

ANCHORGUARD

TECHNICAL DATA SHEET

Safety rules

Observe the provisions of DPR 303 and 547. Avoid contact with the skin, for example. Operate in well ventilated places and, if in closed areas, use vacuum cleaners, fans and air conveyors. During the application use appropriate protections (masks, gloves, glasses, etc.). Before using, read sections 7-8 of the SDS.

INSTRUCTIONS FOR THE DISPOSAL OF PRODUCTS AND PACKAGING

Empty packaging that contained products: Dispose of empty packaging according to the requirements of the waste disposal law, for example by taking them to the recycling center.

Packages containing the unused products: Dispose of the unused product in accordance with the law of disposal of such waste, for example by taking it to a recycling center, recycling of packaging is prohibited in this case. Do not empty into drains or watercourses. Product packaging must be kept indoor, and the temperature in the storage place must be between 10 °C and 35 °C. Do not expose to sunlight.

Notes

The values indicated in the present technical sheet can have slight variations from one batch to another. All data refer to the mixed product. The applied product must not come in contact with water, chemicals or subjected to mechanical stress before the curing is complete. The above information is the result of accurate laboratory tests and practical experience; however, since the product is predominantly used outside the manufacturer's control, Boero Bartolomeo S.p.A. can only guarantee its quality. The information contained in this sheet may be subject to revision by the Company. For clarification, updates or further information, it is recommended to contact Boero Bartolomeo S.p.A. directly. The present datasheet annuls and replaces every other precedent to this one.