



YachtCoatings

TECHNICAL DATA SHEET

639. MISTRAL NF


Superior antifouling, with hydrophilic matrix. Due to a high content of copper-compounds and the presence of pure carbon particles, an excellent anti-growth and smoothness is guaranteed in all operating conditions. Very effective in warm, moderate and mixed seas. MISTRAL NF has a controlled solubility and can be conveniently used both on medium speed hulls of both motor and sail yachts. Does not accumulate excessive thickness over time, when applied in repetition. Not suitable for aluminum hulls and light alloy.

Packaging	2,5 L
-----------	-------


PHISICAL ASPECTS at 20 °C

Aspect	Satin
Color	Red .193-Black .201-Dark Blue .118 – dark grey .054 N.B.: The colors are less bright, because of the presence of carbon
Volume solid %	50 ± 2 %
Specific weight	1.65 ÷ 1.69 g/cm ³
Flash point	25 °C
Viscosity	5.000 ÷ 9.000 cP

APPLICATIONS DETAILS

Applications		Thinner 703.000 (0 ÷ 5 %)
Dry film thickness	Standard range of application	40 µm - 50 µm
	Recommended	45 µm
Wet film thickness	Standard range of application	80 µm - 100 µm
	Recommended	90 µm
Theoretical coverage m ² /l	Range of application at recommended thickness	11
Recommended primers	Anticorrosiva CR – Delta 3000 – Delta UC HB – Mistral Fondo	

SURFACE PREPARATION

	Clean the surface with fresh water. After sanding, apply two coats of MISTRAL NF on a suitable primer, the same product or a similar antifouling, provided that the film is properly attached and not damaged. It is recommended, when the previous applied antifouling is unknown, to first apply one coat of MISTRAL FONDO, as a sealer, before proceeding with the new antifouling. (Not suitable for aluminum hulls)
---	--



YachtCoatings

TECHNICAL DATA SHEET

639. MISTRAL NF

DRYING TIME

Temperature °C	10		15		20		30	
	Min	Max	Min	Max	Min	Max	Min	Max
Overcoating interval	20 h	N.L.	14 h	N.L.	8 h	N.L.	6 h	N.L.
Launching	30 h	30 days	24 h	30 days	18 h	30 days	12h	30 days
Fully cured	7 days		7 days		7 days		7 days	

CONDITIONS DURING THE APPLICATION

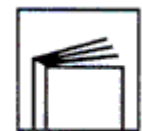
To avoid the formation of condensation, the temperature of the surface should be at least 3 °C above dew point. During the application and curing the min. ambient temperature must not be lower than 10 °C or higher than 30 °C; substrate temperature must not be lower than 5 °C, Since curing is remarkably reduced at lower temperatures. Application is not advisable when relative humidity exceeds 80%. The term-hygrometric survey should be carried out near the surface to be coated. Make sure there is enough ventilation when the application takes place in closed areas.

SAFETY RULES



In order to protect personal health it is advisable to comply with the EU DPR 303 and 547 regulations. Avoid, for example any contact of the product with the skin and eyes. In case of contamination or with oral contact, immediately contact a doctor. Use in well ventilated areas, in enclosed areas use aspirators, fans and air ventilators. Wear masks, goggles, gloves while applying the product.

NOTES



The applied product must not come in contact with water, chemical products or submitted to mechanical stress before the curing is completed. The wet film thickness is referring to an undiluted product. In case of dilution, this value increases. The above information is given to the best knowledge of Boero Bartolomeo Spa, based on laboratory tests and practical experience. However, as the product is often used under conditions beyond our control. Only the quality of the product can be guaranteed. For explanations, updates or further information we advise you to directly contact Boero Bartolomeo Spa The present datasheet annuls and replaces every other precedent to this one.