



YachtCoatings CHALLENGER PRO 2L TECHNICAL ADATA SHEET

Product description

Challenger Pro 2L is two-component double layer pastel topcoat. It can boast a fast drying time and it is easy to apply. It has an excellent covering power and, when mixed with Hardener PRO 674.999, it increases its reticulation to withstand the most severe weather and sea conditions. It must be covered with Challenger Pro Clear. It allows creating a huge number of colours thanks to the tintometric system Challenger Mix.

Product information

Product code	677		
Finish	Matt		
Colour	Colour card and tintometric system		
Solids (by volume)	ASTM D2369		30 ± 2%
Specific gravity	UNI EN ISO 2811-1		1,0 ÷ 1,2 g/cm ³
Flash point	UNI EN ISO 13736		23 – 55 °C
VOC (calculated average content)	ISO 11890-2/2006		460 g/l
Packaging	2 – 4 Lt		

Application and use

SURFACE PREPARATION


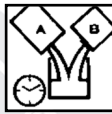



It is advisable to apply Challenger Pro 2L on surfaces previously treated with recommended undercoats *Epopyl* and *Undercoat Pro*. Sandpaper with P400 abrasive paper (in dry condition). Surfaces must be clean and prepared in a proper way. Before carrying out the painting, make sure that all surfaces are perfectly dry, clean and with no traces of oil, grease or other contaminants.

Apply the topcoat on compatible primers with suitable and uniform colour shades.



YachtCoatings
CHALLENGER PRO 2L
 TECHNICAL ADATA SHEET

Application data

Mixing ratio by volume Base (comp. A) 677.--- Hardener (comp. B) 674.999		100 parts 10 parts
Pot-life NB: do not use this product when Pot-life time is exceeded		2 h at 20 °C
Thinner/Cleaning tools NB: the indicated dilution % is considered on the catalyzed product		15 – 25 °C Thinner PRO 698 (50% max) 22 – 35 °C Thinner PRO slow 697 (50% max)
Application methods		Conventional Pressure 3,5 bar Nozzle 1,3 mm N°2 wet on wet coverage with intermediate "flash off"
		Air mixed P 3,5 bar Nozzle 0,7 mm – 1,1 mm N°2 wet on wet coverage with intermediate "flash off"
Dry film thickness per coat	Standard application range	20 – 30 µm
	Recommended	25 µm
Wet film thickness per coat	Standard application range	60 – 100 µm
	Recommended	80 µm
Theoretical coverage	25 µm	12 m ² /l
Practical coverage (loss value 33%)	25 µm	8 m ² /l
Recommended primers	Epopy – Undercoat PRO	
Note	This product is provided in two tins to be mixed entirely and carefully before use. In case it is required, dilution has to be performed after the mixing of the two components. The physical data of two-component products refer to components that have been already mixed.	



YachtCoatings
CHALLENGER PRO 2L
 TECHNICAL ADATA SHEET

Drying time

Temperature °C	10		15		20		30	
	Min	Max	Min	Max	Min	Max	Min	Max
Wet on wet coverage with the product itself			30'	180	20'	120'	15'	90'
Wet on wet coverage with transparent product			2 h	24 h	1 h	18 h	1 h	12 h

N.B. *The drying times and the overcoating intervals increase with higher thickness of the applied film. Always check that the existing painting film is perfectly dry before applying a further product coat.*

CONDITIONS DURING APPLICATION

In order to avoid the formation of condensation, the surface temperature should be at least 3 °C above dew point. During application and curing, the min. ambient temperature must not be lower than 15 °C or higher than 30 °C; substrate temperature must not be lower than 10 °C, since curing is remarkably reduced at lower temperatures.

Application is recommended when the relative humidity is within the range of 30 - 80%. The term-hygrometric survey should be carried out near the surface to be coated. Make sure there is enough ventilation when the application takes place in closed areas.

Storage

It is recommended to avoid exposure to air and extreme temperatures. To maximize the shelf life in the can, it is worth checking that the container is well closed during the storage and the temperature is between 10 °C and 35 °C. Avoid exposure to direct sunlight.



YachtCoatings
CHALLENGER PRO 2L
TECHNICAL ADATA SHEET

Safety rules

Comply with the provisions set by the local health and safety at work regulations. Avoid contact with the skin, for example. Operate in well ventilated places and, if in closed areas, use vacuum cleaners, fans and air conveyors. During the application use appropriate protections (masks, gloves, glasses, etc.). Before using, read sections 7-8 of the SDS.

INSTRUCTIONS FOR THE DISPOSAL OF PRODUCTS AND PACKAGING

Empty packaging that contained products: Dispose of empty packaging according to the requirements of the waste disposal law, for example by taking them to the recycling center.

Packages containing the unused products: Dispose of the unused product in accordance with the law of disposal of such waste, for example by taking it to a recycling center, recycling of packaging is prohibited in this case. Do not empty into drains or watercourses. Product packaging must be kept indoor, and the temperature in the storage place must be between 10 °C and 35 °C. Do not expose to sunlight.

Notes

The values indicated in the present technical sheet can have slight variations from one batch to another. All data refer to the mixed product. The applied product must not come in contact with water, chemicals or subjected to mechanical stress before the curing is complete. The above information is the result of accurate laboratory tests and practical experience; however, since the product is predominantly used outside the manufacturer's control, Boero Bartolomeo S.p.A. can only guarantee its quality. The information contained in this sheet may be subject to revision by the Company. For clarification, updates or further information, it is recommended to contact Boero Bartolomeo S.p.A. directly. The present datasheet annuls and replaces every other precedent to this one.

Recommendations

This material has been tested and meets all batch quality requirements. Colours produced in different times, though with the help of modern technologies, may show variation in shades; however, ΔE values remain within the accepted parameters. The application of different batches in the last enamel coat should be avoided. Be careful to apply the product also on elements, such as doors or grills, that are usually treated in different times and with different methods. Please, follow the procedures specified by Boero Bartolomeo S.p.A when it comes to revision and waxing. Boero Bartolomeo S.p.A accepts no liability for any issues concerning any difference in shade.



YachtCoatings
CHALLENGER PRO 2L
TECHNICAL ADATA SHEET