

MISTRAL FONDO

700.628

Description

One component anti-corrosive chlorinated rubber primer with excellent water resistance

Use

Sealer of old and unknown anti-foulings in underwater coating systems. One component primer for anti-corrosive systems above waterline.

Informations

Finish	Aluminised	
Colours	.051 Metallic grey	
Pack	0,75 - 2,5 - 5 l	
Solids by Volume	30 ± 2%	ISO 3233-2
Specific Gravity	1,24 - 1,28 g/cm ³	ISO 2811-1
Flash Point	44 °C	ISO 3679
VOC	536 g/l	Calculated
Shelf Life	36 months	

Application

SURFACE PREPARATION

Remove all trace of contamination, grease and oil by high pressure freshwater cleaning. Proceed with degreasing using a suitable detergent or solvent cleaning if necessary and repeat freshwater cleaning. Composites should be free from any wax or mould release coating. All surfaces must be clean, dry and free of contaminants and leached layer before application of recommended products. Supplied air for surface preparation and cleaning must be dry and clean.

MAINTENANCE AND REPAIR

Coated surfaces - primers or sealers: remove all loose/poor adhered paint. Provide superficial rugosity with sandpaper grade P120 to all exposed primers until obtaining a uniform non-shiny surface. Touch-up these areas to re-build the primer/sealer thickness for corrosion protection.

Coated surfaces - old or unknown anti-foulings: the surface must be dry, free of dirty, contaminants and leached layer. Provide superficial rugosity to the complete area with sandpaper grade P100.

Steel, aluminium, lead, stainless steel and alloys: corrosion spots and degraded material: spot abrasive blasting grade P Sa 2½ (ISO 8501-1) of new plates, welds, corrosion and degraded materials with an adequate abrasive. Alternatively use mechanical grinding with abrasive disks P36 coarse until achieving grade St.3 (ISO 8501-1): the metal surface must be clean and uniformly rough, avoiding polishing the surface. Remove all loose / poor adhered paint. Avoid sharp edges between spots of remaining intact paint and the surface by feathering it. Touch-up with an epoxy primer and/or tie-coat to re-build the primer thickness for corrosion protection.




Wood: maximum humidity content in the wood 18%. Provide superficial rugosity by mechanically sanding with sandpaper grade P80-P120.

Composites: composites must be fully cured before starting surface preparation. Damages reaching GRP without gelcoat: provide rugosity with sandpaper P60-P80. Damages reaching GRP with gelcoat: provide rugosity with sandpaper P120-P150. Remove all loose / poor adhered paint. Avoid sharp edges between spots of remaining intact paint and the surface by feathering it. Touch-up these areas to re-build the primer/sealer thickness for corrosion protection.

MISTRAL FONDO

700.628

How to Apply

Standard		Brush - Roller
Conventional Spray		Pressure 3,5 bar Nozzle 1,2 - 1.6 mm
Airless		Pressure 150 bar Nozzle tip 15 - 17 mm

Film Thickness per Coat

DFT	Recommended: 60 µm Standard application range: 50 - 70 µm
WFT	Recommended: 160 µm Standard application range: 130 - 190 µm

Additional Application Information

Theoretical spreading rate	Application range at the recommended thickness: 60 µm - 6,3 m ² /l
Thinner	703 - Brush/Roller (10% max) 703 - Conventional spray/Airless: (10% max)

Application notes

Porous substrates, Wood, Composites: apply the first coat of Mistral Fondo diluted up to 25% with Thinner 703.

Compatibility

Previous Coat

Anti-fouling

Proceeding Coat

One component products

Drying Time

	10 °C		15 °C		20 °C		30 °C	
	Min	Max	Min	Max	Min	Max	Min	Max
Overcoating interval	12 h	NL	10 h	NL	8 h	NL	6 h	NL
Complete drying	10 days	10 days	7 days	7 days	7 days	7 days	5 days	5 days

N.B. The drying times and the overcoating intervals increase with higher thickness of the applied film. Always check that the existing painting film is perfectly dry before applying a further product coat. The surface must be superficially sanded if the overcoating interval is exceeded.

Conditions during application

During application and curing:

Ambient temperature: minimum 10°C, maximum 35 °C.

Minimum substrate temperature 10 °C (if during the curing the temperature drops below 10 °C, overcoating will take additional time).

Avoid the formation of condensation, the surface temperature should be at least 3 °C above dew point.

Maximum relative humidity 85%.

Painting area should be well ventilated, during application and drying/curing.

MISTRAL FONDO

700.628

Storage

It is recommended to avoid exposure to air and extreme temperatures. To maximize the shelf life in the can, check that the container is closed during the storage and the temperature is between 10 °C and 35 °C. Avoid exposure to direct sunlight.

Safety Rules

Comply with the provisions set by the local health and safety at work regulations. Avoid contact with the skin, operate in well-ventilated places and, if in closed areas, use vacuum cleaners, fans and air conveyors. During the application use appropriate PPE - Personal Protections Equipment (masks, gloves, glasses, etc.). Before using, read sections 7-8 of the SDS

INSTRUCTIONS FOR THE DISPOSAL OF THE BIOCIDAL PRODUCTS AND PACKAGING

Empty packaging containing biocidal products: disposal of empty packaging according to the requirements of the waste disposal law, for example by taking them to the recycling centre. Packages containing the unused biocidal product: Dispose of the product not used in accordance with the law of disposal of such waste, for example by taking it to a recycling centre, recycling of packaging is prohibited in this case. Do not empty into drains or watercourses.

INSTRUCTIONS FOR THE SAFETY SECURITY OF THE BIOCIDAL PRODUCTS AND PACKAGING

Empty containers and containers still containing the biocidal product: Packaging must be disposed of as hazardous waste under the full responsibility of the holder of such waste. Do not empty into drains or watercourses.

Disclaimer

The values indicated in the present technical sheet can have slight variations from one batch to another. The applied product must not come in contact with water, chemicals or subjected to mechanical stress before the curing is complete. The wet film thickness refers to the undiluted product. In case of dilution, this value increases. The above information is the result of accurate laboratory tests and practical experience, however, since the product is predominantly used outside the manufacturer's control, Boero Bartolomeo S.p.A. can only guarantee their quality. The information contained in this sheet may be subject to revision by the Company. For clarification, updates or further information, it is recommended to contact Boero Bartolomeo S.p.A. directly. The present datasheet annuls and replaces every other precedent to this one.